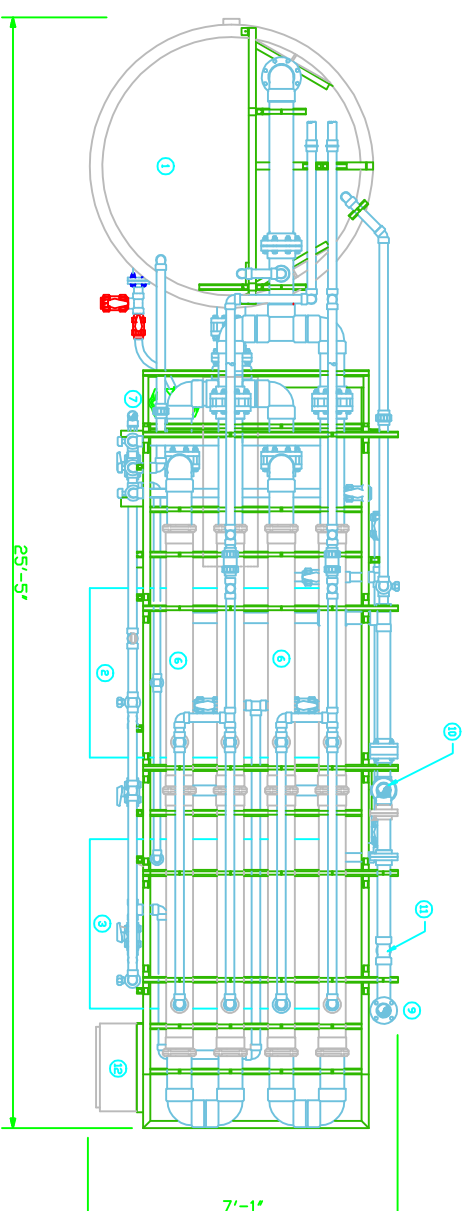


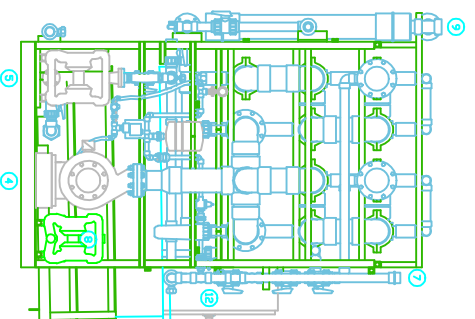
SYSTEM REQUIREMENTS			
POWER	WATER	AIR	
460V 3Ø 45A	40 GPM @ 40 PSI	50 CFM	@ 100 PSI

INDEX

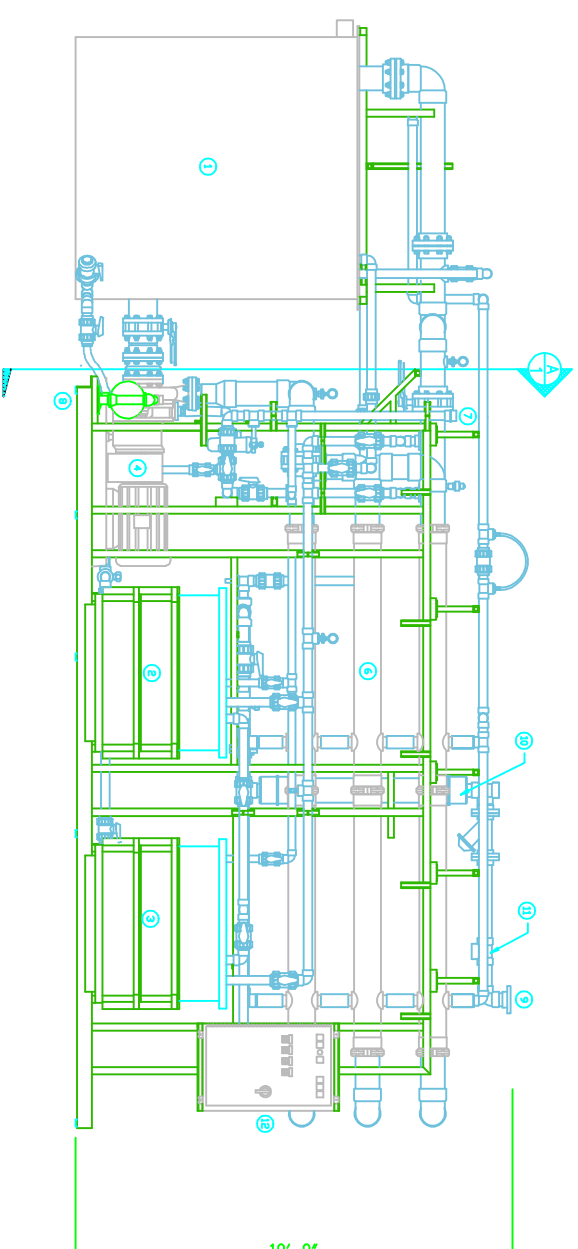
1. CONCENTRATION TANK - 1200 GAL.
2. CLEANING TANK - 390 GAL.
3. WATER FLUSH TANK - 390 GAL.
4. PROCESS PUMP - 30HP
5. CLEANING PUMP - AIR OPERATED
6. DURAFLOW 10 TUBE MODULES - (24) MODULES
7. CITY WATER INLET - 2'
8. CONCENTRATED BLEED PUMP - AIR OPERATED
9. FILTRATE TO DISCHARGE - 3'
10. BACKPULSE COLUMN
11. F.I.T. CONNECTION
12. CONTROL PANEL



TOP VIEW



SECTION 'A-A'



FRONT VIEW

REV	DESCRIPTION	DATE	APP.
1			

THE DRAWING AND SPECIFICATIONS ARE THE EXCLUSIVE PROPERTY OF DURAFLOW CORPORATION, ISSUED IN STRICT CONFIDENCE AND SHALL NOT BE DISCLOSED IN WHOLE OR IN PART WITHOUT THE WRITTEN PERMISSION OF DURAFLOW CORPORATION. THIS DRAWING MUST BE RETURNED UPON REQUEST.		APPROVALS AUTHORITY: M. Decker DATE: 4/25/05	TITLE DURAFLOW 1024 MODEL MICROFILTRATION SYSTEM CUSTOMER
TOLERANCES UNLESS OTHERWISE SPECIFIED DIMENSIONS ARE IN INCHES FRACTIONS DECIMALS ±.032 ±.1 ±.125 ±.156 ±.1875 ±.25 ±.3125 ±.375 ±.4375 ±.5 ±.625 ±.75 ±.875 ±.1 ±.125 ±.156 ±.1875 ±.25 ±.3125 ±.375 ±.4375 ±.5 ±.625 ±.75 ±.875		DRAWING NO. DF-1024-2000	SCALE NONE
DURAFLOW CORPORATION 120 LUMBER LANE TOWNSBURY, MA, 01798 Voice (978) 801-0447 FAX (978) 801-7459 sales@durflow-usa.com		REV SHEET	REV SHEET